

# NELSON BALL BUBBLE PENDANT

PRODUCT FACT SHEET



## NELSON BALL BUBBLE PENDANT

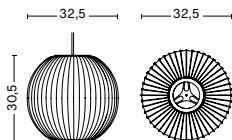
DESIGN FOR HERMAN MILLER, AVAILABLE FROM HAY, 1947

Designed by pioneering American designer George Nelson in 1947, and first produced in 1952, the Bubble Lamp signaled a revolution in the Modernist lighting industry. Available in an assortment of organic sizes and shapes, these elegant orbs were inspired by a set of silk-covered Swedish pendant lamps Nelson wanted for his office, but found to be too expensive. Employing the resourcefulness that characterized his working process, he decided to use a self-webbing plastic spray developed by the U.S. military, and applied it over a lightweight, rounded-steel frame to produce these soft, glowing fixtures.

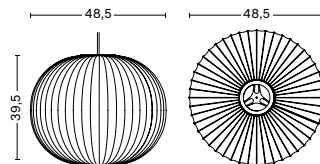
### HIGHLIGHTS

- Part of a progressive and technologically advanced lighting collection.
- A family of refined pendants.
- CE approved.
- Designed for use with a replaceable standard retro fit LED dimmable bulb.
- Suitable for both private and office environments.

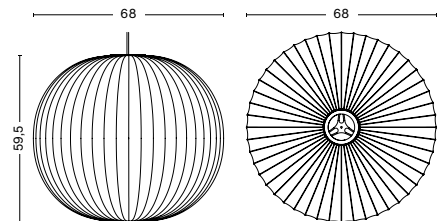
### DIMENSIONS



SMALL  
DIAMETER 32,5 CM  
HEIGHT 30,5 CM



MEDIUM  
DIAMETER 48,5 CM  
HEIGHT 39,5 CM



LARGE  
DIAMETER 68 CM  
HEIGHT 59,5 CM

### MATERIALS

#### SHADE

Webbing polymer.

#### FRAME TOP & BOTTOM RING

Coated and brushed metal and nickel.

#### CORD

White PVC insulation.

All Bubble Lamp models have a steel-wire skeleton on the interior which is spray coated with the translucent plastic polymer resulting in a lamp that is both opaque and transparent as it glows.

### COLOUR & FINISH

Please note that the colour codes are indicative.



OFF WHITE

## NELSON BALL BUBBLE PENDANT SMALL

### TECHNICAL SPECIFICATIONS

RECOMMENDED LIGHT SOURCE*	POWER (WATTS)	DIMMABLE	POWER SUPPLY	CORD LENGTH	SWITCH
LED E27 (A15)	5-8W	Yes**	220-240V AC at 50/60Hz	300 cm	No

\*Bulp not included

\*\*If used in conjunction with a wall mounted dimmer and suitable LED bulb. Hardwiring required.

### TEST SPECIFICATIONS\*

FLUX (LUMENS)	CCT (KELVIN) & CRI (1-100)
500-800lm	The levels will vary depending on the type of bulb used in the lamp.

\*Photometrics and the specification shown is taken using the recommended LED bulbs fitted in the production luminaire.

## NELSON BALL BUBBLE PENDANT MEDIUM

### TECHNICAL SPECIFICATIONS

RECOMMENDED LIGHT SOURCE*	POWER (WATTS)	DIMMABLE	POWER SUPPLY	CORD LENGTH	SWITCH
LED E27 (A19)	10-13W	Yes**	220-240V AC at 50/60Hz	300 cm	No

\*Bulp not included

\*\*If used in conjunction with a wall mounted dimmer and suitable LED bulb. Hardwiring required.

### TEST SPECIFICATIONS\*

FLUX (LUMENS)	CCT (KELVIN) & CRI (1-100)
1000-1500lm	The levels will vary depending on the type of bulb used in the lamp.

\*Photometrics and the specification shown is taken using the recommended LED bulbs fitted in the production luminaire.

## NELSON BALL BUBBLE PENDANT LARGE

### TECHNICAL SPECIFICATIONS

LIGHT SOURCE*	POWER (WATTS)	DIMMABLE	POWER SUPPLY	CORD LENGTH	SWITCH
LED E27 (A21 or G30)	10-13W	Yes**	220-240V AC at 50/60Hz	300 cm	No

\*Bulp not included

\*\*If used in conjunction with a wall mounted dimmer and suitable LED bulb. Bulb not included. Hardwiring required.

### TEST SPECIFICATIONS\*

FLUX (LUMENS)	CCT (KELVIN) & CRI (1-100)
1000-1500lm	The levels will vary depending on the type of bulb used in the lamp.

\*Photometrics and the specification shown is taken using the recommended LED bulbs fitted in the production luminaire.

## CERTIFICATES

CE APPROVED

This product has been assessed and complies with the essential requirements of the relevant European directives.

**LED**  IP20  

Tested according to the following european EN IEC standards which relate specifically to electrical lighting products including

- EN 60598-2-4:1997 (portable luminaires)
- EN 60598-1:2015 (general requirements)

## COUNTRY OF ORIGIN

USA

## DOWNLOADS

Packshots and lifestyle photos, 2D / 3D files, care and maintenance, instructions, test certificates, product fact sheets, and product presentations are available in our Digital Library at hay.com.

**LINK TO DIGITAL LIBRARY**